



ENS620EXT

# 11ac Wave 2 Outdoor Dual-Band Wireless Access Point

Extend your high-speed wireless coverage to the outdoors with the high-powered **ENS620EXT**, an 11ac Wave 2, MU-MIMO, Dual-Band Wireless AC1300 Outdoor Access Point. Reaching speeds to 867 Mbps on the 5 GHz and 400 Mbps on the 2.4 GHz frequency band, this feature-rich AP leverages advanced Wi-Fi and Beamforming antenna technology, maximizing performance and increasing outdoor or indoor network capacities. The AP is designed to operate in harsh environmental conditions and includes an IP55-rated weatherproof housing.

The ENS620EXT is easy to install in virtually any location with its included PoE adapter for quick deployment regardless of its proximity to power outlets. The AP is an ideal wireless solution for indoor and outdoor residential and commercial applications.

## Features

- Wave 2 MU-MIMO Improves Performance & Expands User Capacities
- IP55-Rated Waterproof & Dustproof Housing Withstands Harsh Environments
- 11ac Dual-Radio Speeds to 867 Mbps on 5 GHz; to 400 Mbps on 2.4 GHz
- Beamforming Optimizes Antenna Signal, Reception & Reliability
- Four (4) External 5dbi High-Gain, 360° SMA-Type Antennas
- Band Steering Optimizes Network Traffic Flow ; Fast Roaming Secures Seamless Connections
- Flexible Operation Modes: AP, Client Bridge or WDS
- Quickly View, Monitor & Reconfigure APs Locally or Remotely with EZ Controller™ Software

## Ideal for:

- Restaurants & Cafes
- Outdoor Living Areas
- Retail Complexes
- Resort Properties
- Campgrounds & RV Parks
- Marinas & Docks
- Trucking & Transportation Centers
- Golf Courses & Regional Parks
- Ranches & Farms
- Warehouse Facilities



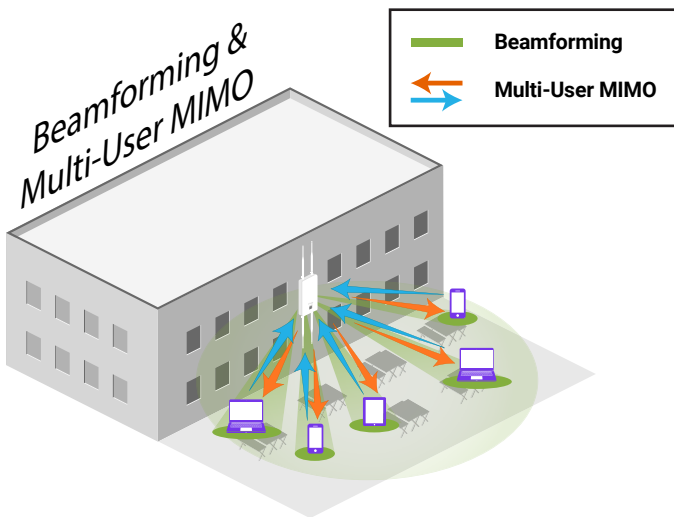
## Exceptional Performance in Harsh Outdoor Climates

Designed for peak performance in harsh climates, the ENS620EXT features an IP55-rated weatherproof and dustproof enclosure ensuring it can withstand harsh outdoor and indoor environments where the temperature is a factor.



## Higher Speeds for Multi-User Support

The ENS620EXT offers the next generation of 11ac Wave 2 speed and performance for wireless access points by increasing speeds and capacities. Support the newest 11ac Wave 2 Multi-User MIMO (MU-MIMO) smartphones, laptops, and other mobile devices with AC1300 network speeds for bandwidth-heavy applications. Multi-MIMO sends multiple streams to several devices simultaneously expanding the total bandwidth and capacity of the network.

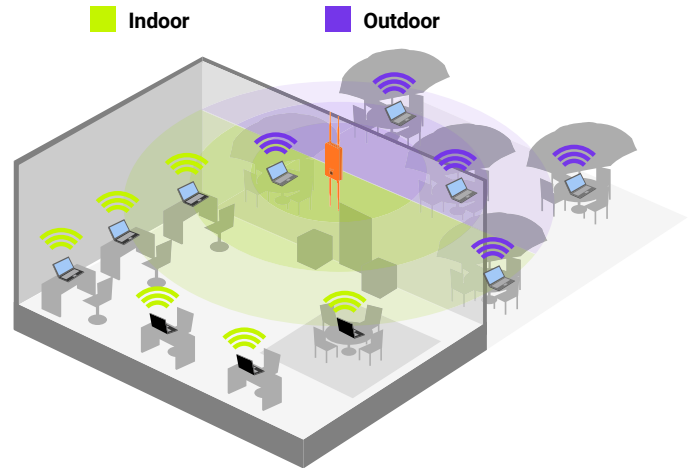


## 11ac Wave 2: Future Proof, Crowd Proof Networks

The ENS620EXT allows administrators to utilize the most advanced Wi-Fi technology standard available while supporting the future of mobile technology for their users. The AP handles crowded outdoor client environments through its two spatial, MU-MIMO streams and Beamforming technology, which targets signals directly to devices, providing optimal signal and reception reliability for users.

## Powerful Connectivity Indoors and Out

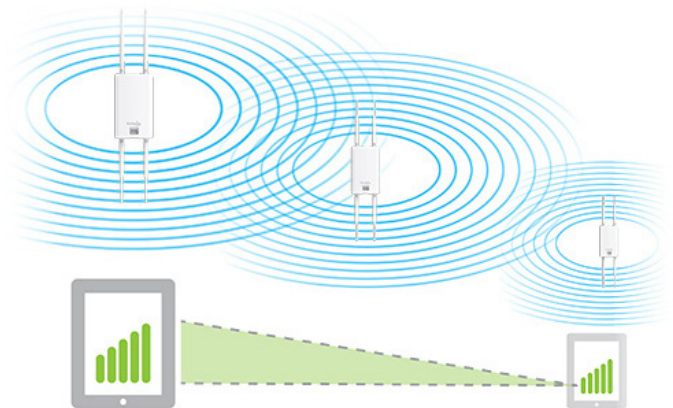
The ENS620EXT is powerful enough to provide Wi-Fi connectivity approximately 3,000 square feet while its small footprint makes it flexible for both indoor and outdoor use. Place the AP near an exterior wall indoors and blanket both indoor and outdoor living areas with its wireless signal.



## Fast Roaming & Secure Guest Network Features Improve the Customer Experience

Configure multiple APs for Fast Roaming (802.11r & 802.11k); ensuring client authentication occurs seamlessly before client devices move to the next AP, providing continuous connectivity for devices in motion with fast, secure roaming.

Establish Guest Networks to limit Internet resources for visitors while securing the network from sophisticated Trojans and malware that can use guest's mobile devices to attack the network.



## Product Specifications

### Technical Specifications

#### Standards

IEEE 802.11b/g/n on 2.4 GHz

IEEE802.11a/n/ac on 5 GHz

#### Antenna

Four (4) External 5 dBi Dual-Concurrent Omni-Directional Antennas

SMA-Type

#### Physical Interface

2 x 10/100/1000 Gigabit Ethernet Port

1 x Reset Button

#### LED Indicators

1 x Power

1 x LAN 1

1 x 2.4 GHz

1 x 5 GHz

#### Power Source

Power-over-Ethernet: Proprietary 24V PoE

IEEE 802.11e Compliant Source

Active Ethernet (PoE)

#### Maximum Power Consumption

15W

#### Surge Protection

Line to Line = 1kv

#### ESD Protection

Contact: 4KV

Air: 8 KV

#### Wireless & Radio Specifications

Operating Frequency

Dual-Radio Concurrent 2.4 GHz & 5 GHz

#### Operation Modes

Access Point Mode (AP mode)

Client Bridge Mode (CB mode)

WDS: AP Mode and Bridge Mode

#### Frequency Radio

2.4 GHz: 2400 MHz ~ 2835 MHz

5 GHz: 5150 MHz ~ 5250 MHz, 5250 MHz ~ 5350 MHz, 5470 MHz ~ 5725 MHz, 5725 MHz ~ 5850 MHz

#### Transmit Power

2.4 GHz: 27 dBm

5 GHz: 27 dBm

### Tx Beamforming (TxBF)

#### Radio Chains/Spatial Stream

2x2:2

#### SU-MIMO

Two (2) Spatial Stream SU-MIMO up to 1267 Mbps to a single client

#### MU-MIMO

Two (2) Spatial Stream MU-MIMO up to 1267 Mbps to two (2) MU-MIMO capable wireless devices simultaneously

#### Supported Data Rates (Mbps):

2.4 GHz: Max 400

5 GHz: Max 867

802.11b: 1, 2, 5.5, 11

802.11a/g: 6, 9, 12, 18, 36, 48, 54

802.11n: 6.5 to 400 Mbps (MCS0 to MCS15)

802.11ac: 6.5 to 867 Mbps (MCS0 to MCS9, NSS = 1 to 2)

#### Supported Radio Technologies

802.11b: Direct-Sequence Spread Spectrum (DSSS)

802.11a/g/n/ac: Orthogonal Frequency-Division Multiplexing (OFDM)

802.11n/ac: 2x2 MIMO with 2 Streams

#### Channelization

802.11ac supports very high throughput (VHT)—VHT 20/40/80 MHz

802.11n supports high throughput (HT)—HT 20/40 MHz

802.11n supports very high throughput (VHT) under the 2.4 GHz radio—VHT (256-QAM)

802.11n/ac packet aggregation: AMPDU, ASPDU

#### Supported Modulation

802.11b: BPSK, QPSK, CCK

802.11a/g/n: BPSK, QPSK, 16-QAM, 64-QAM

802.11ac: BPSK, QPSK, 16-QAM, 64-QAM, 256-QAM

#### Management

Multiple BSSID

Supports 16 SSIDs (8 SSIDs per band)

#### VLAN Tagging

Supports 802.1q SSID-to-VLAN Tagging

Cross-Band VLAN Pass-Through

Management VLAN

### QoS (Quality of Service)

Compliant with IEEE 802.11e Standard

### QoS (Quality of Service) Continued

Band Steering

RSSI Threshold

Traffic Shaping

Save Configuration as Default

Auto-Transmit Power

Auto-Channel Selection

Site Survey

PMK Caching

### Distance Control (ACK Timeout)

Multicast Supported

Fast Roaming

Email Alerts

Wi-Fi Scheduler

Client Traffic Status

Guest Network

RADIUS Accounting

Power Save Mode (U-APSD Support)

CLI Support

### SNMP

v1, v2c, v3

### MIB

I/II, Private MIB

### Wireless Security

WEP Encryption 64/128/152 bit

WPA/WPA2 Enterprise (WPA-EAP using TKIP or AES)

Hide SSID in Beacons

MAC Address Filtering, Up to 64 MACs per SSID

Wireless STA (Client) Connected List

Https

SSH

Client Isolation

### Environment & Physical

Temperature Range

Operating: -4°~140°F/-20°C~60°C

Storage: -22°F~176°F/-40°C~80°C

### Humidity (non-condensing)

Operating: 90% or less

Storage: 90% or less

### Weatherproof

IP55-Rated Enclosure

### Dimensions & Weights

ENs620EXT Device

Weight: 1.11 lbs (504 g)

Width: 7.54" (191.6 mm)

Length: 4.49" (114.3 mm)

Height\* 1.88" (47.7 mm)

## Product Specifications continued

### Package Contents

1-ENS620EXT Dual-Band AC1300  
Outdoor Access Point

1-PoE Adapter (EPA2410GP)

2-Pole Mounting Brackets

1-Wall-Mount Screw Set

2-2.4 GHz 5dbi SMA Antennas

2-5 GHz 5dbi SMA Antennas

1-Power Cord

Quick Installation Guide

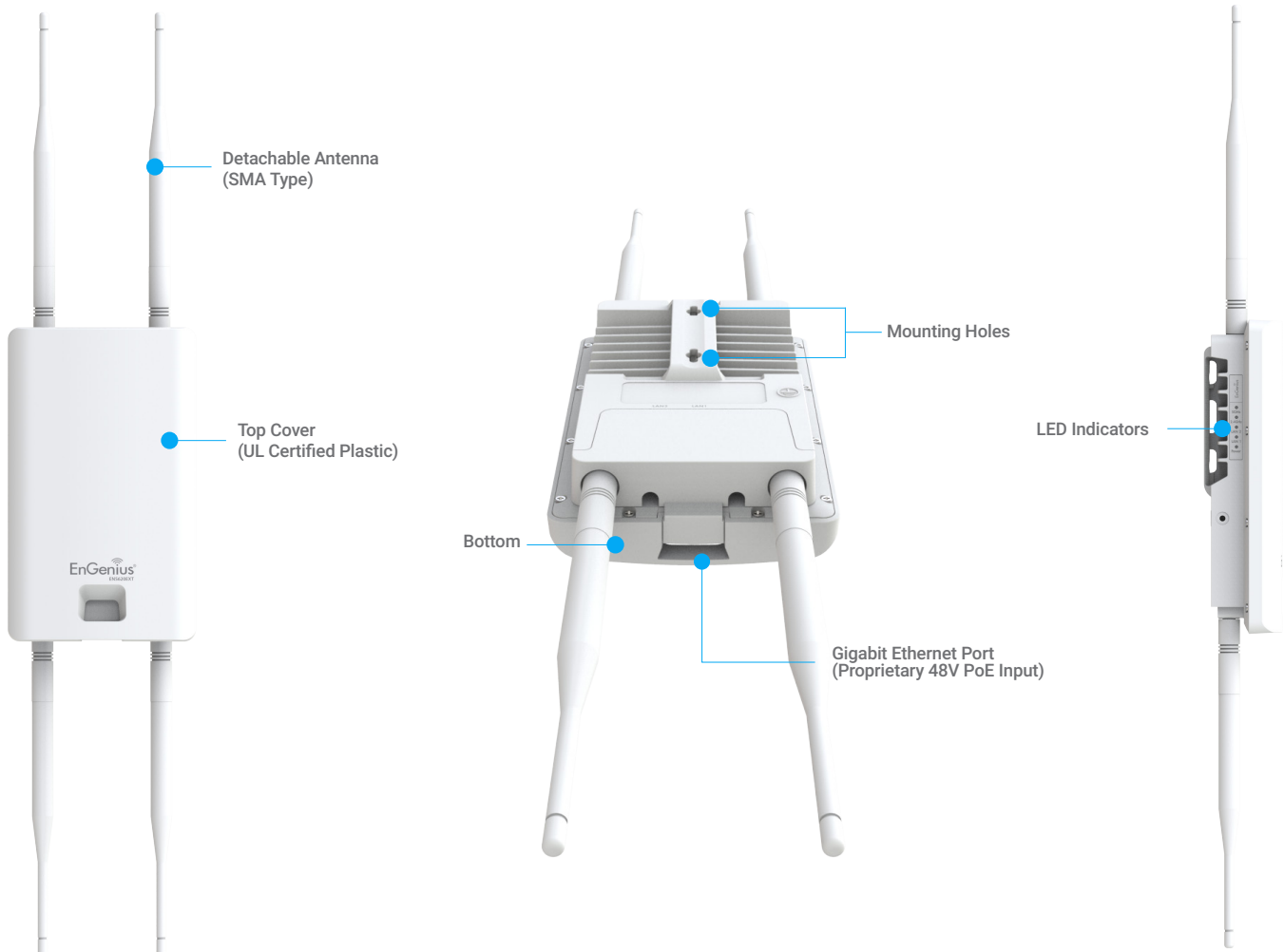
### Certifications

FCC, CE

### Warranty:

2 Year

## ENS620EXT Outdoor Access Point



EnGenius Networks Europe BV  
Fellenoord 180, 5611 ZB Eindhoven - Nederland  
Email: sales@engeniustnetworks.eu | Phone: +31 40 8200 888 |  
Website: engeniustnetworks.eu  
Version 20190626EU

Maximum data rates are based on IEEE 802.11 standards. Actual throughput and range may vary depending on distance between devices or traffic and bandwidth load in the network. Features and specifications subject to change without notice. Trademarks and registered trademarks are the property of their respective owners. All rights reserved.MM